











English as a
Second Language
International



Pre-Arrival Handbook

Building a better global community
by connecting people and cultures
through international language study

Table of Contents

	Arrival Checklist	3
	Obtaining your Visa.....	4
	Making Arrival Arrangements.....	5
	Housing & Dining	6
	Medical Information	7
	General City Information.....	8
	What to Pack.....	10
	Entering the United States	11

Arrival Checklist



Congratulations! You have received your ESLI acceptance! What do you do now?

This Pre-Arrival Handbook contains all the information you need to successfully arrive to your ESLI campus. Below is checklist to guide you.

- ✓ Pay your SEVIS fee and obtain your F-1 student visa
 - Detailed information found on page 4
- ✓ Book your flight
 - Remember, you cannot arrive more than 30 days prior to the start of the term
- ✓ Make Arrival Arrangements using ESLI's online [Arrival Preparation Page](#).
From this page, you can:
 - Inform ESLI of your arrival day and schedule airport pick-up
 - Apply for housing
 - Submit any required immunization forms
 - Pay a tuition deposit and housing deposit (if applicable)
 - Ask questions!
- ✓ Travel to and Enter the United States
 - Detailed U.S. customs information found on page 11
- ✓ Join us at your ESLI campus for orientation. We can't wait to meet you!

ESLI at WKU
Wouter Van Alebeek, Program Director
1906 College Heights Blvd, Tate Page Hall 328
Bowling Green, KY 42101
Phone: 270-745-8871 email: Wouter.vanalebeek@wku.edu

Obtaining your Visa



After your acceptance to your school, follow these steps to obtain your F-1 student visa for study in the United States:

1) Get a Form I-20: Once you receive acceptance to an SEVP-certified school and provide evidence of financial support, as well as any other supporting documents, that school's designated school official will send you a Form I-20, "Certificate of Eligibility for Nonimmigrant Status."



- 2)** Pay the I-901 Student and Exchange Visitor Information System (SEVIS) Fee. [Click here to pay.](#)
- 3)** Apply for a visa to travel to the United States: You can apply for a visa to travel to the United States at your designated U.S. embassy or consulate. [Click here to find the U.S. embassy in your country.](#) Be sure to follow their instructions.
- 4)** Prepare for your visa interview. [Click here for guidance.](#)
- 5)** Once your visa is approved, you may make preparation to enter the U.S.

If your visa is denied, you may reapply for another interview according to the Embassy's instructions. You may need to defer your attendance contact ESLI at our [Arrival Preparation Page](#) select Defer/Cancel option

Making Arrival Arrangements



Travel Safety

If your travels require for you to overnight in your port of entry city:

- Book your hotel before you leave your home country.
- Ask your hotel about whether they have a shuttle service from the airport.
- Be careful who you trust for help at the airport.
- If you take a taxi, make sure that your car has a clearly written 'TAXI' sign.
- Ask your driver how much the ride will cost before you start to drive.



Airport Pickup

- To make life easy, ESLI offers airport pick-up service, for a fee.
- ESLI will pick you up from Nashville International Airport (BNA).
- Please schedule your pick-up after purchasing your ticket on our [Arrival Preparation Page](#). You will receive confirmation from ESLI.
- When you schedule your pick-up, you will be able to download an airport map and other important information.

Please note that arrivals later in the evening will require a hotel room



Hotels

You may find it necessary to book a hotel room for the first few days after arriving in your campus's city. Here are the ones we recommend:

- **Hyatt Place** – on campus (approx. \$100/night)
 - 1347 Center Street - 270-467-0001
 - <https://bowlinggreen.place.hyatt.com/en/hotel/home.html>
- **Staybridge Inn and Suites** (approx. \$100/night)
 - 680 Campbell Lane - 270-904-0480
 - <https://www.ihg.com/staybridge/hotels/us/en/bowling-green/bwgsb/hoteldetail>



HYATT
PLACE®





Housing Options

- WKU Residence Halls (dorms), are an on-campus housing option provided by WKU.
- All rooms are double occupancy (two students per room) and bathrooms are shared with other students. There will be one kitchen per floor. For more information, visit:
 - [Barnes Campbell Hall \(Male Resident Hall\)](#)
 - [Bemis Lawrence Hall \(Female Resident Hall\)](#)
 - [South-West Hall \(Male and Female Upper Classmen\)](#)
- Students may also request assistance to apply for an off campus apartment. The student will be responsible for signing a lease agreement.



Meals

- Students have the option of purchasing food at the buffet-style cafeteria, or at seventeen other restaurants on campus.
- Students may purchase food via cash or card (recommended), or may add funds to a meal plan.
- Click [here](#) for more detailed information about on-campus food options.





Insurance

- Health insurance is mandatory while studying in the U.S. or Canada. All ESLI students are required to have insurance through the plans offered at their campus.
- **Important:** Insurance does not cover all medical expenses! Contact your ESLI program director for more information.



Emergencies

- If you need **non-emergency** medical attention upon arriving in the U.S. it is strongly recommended that you choose from one of the providers on the in-network list. Out-of-network providers may not take student insurance. Please contact your program director for further assistance.
- If you need **emergency** medical attention upon arriving in the U.S. or Canada, dial 911.



Immunizations

- Immunizations are not required at ESLI WKU.
- For further information about potential recommended vaccines click [here](#).



Prescription Drugs

- Students bringing prescription medication into the USA should bring a letter from their doctor stating what it is, what medical condition it is for, and the quantity in their possession. **The note must be in English.**
- Be aware that some medications used in other countries are considered illegal in the USA and are not permitted and could be confiscated. Check with the U.S. embassy or consulate regarding such items.

General City Information



Climate

- Bowling Green experiences mild winter, spring, and fall seasons. The summer season can be somewhat humid, often making it seem warmer than it is.



Summer 20-25° C

Winter 5-10° C



Money & Banking

- Bring \$200-500 USD cash or traveler's checks.
- Transfer enough money for all living expenses.
- Multiple banks are walking distance from campus.
 - [US Bank](#)
 - [Service One Credit Union](#)
 - [BB&T Bank](#)
 - [PNC Bank](#)
- There is an ATM on campus in the DSU.
- It is free to open a checking account at many banks.



Transportation

- [Bowling Green Public Transit](#)
- [WKU Topper Transit & Shopping Shuttle](#)
- **Taxi Service – Komfort Kabs**
 - (270) 782-9410
- [Enterprise Car Share](#)





Restaurants

- [Thai Express](#)
- [Ichiban](#)
- [Yangon Bistro](#)
- [Thai Thai](#)
- [India Oven](#)
- [Sam's Gyros](#)
- [Geno's Italian Deli](#)



Shopping

- [Walmart](#)
 - 1201 Morgantown Rd
- [Mediterranean Food Store](#)
 - 103 Creekwood Ave.
- [Kroger Grocery](#)
 - 711 Campbell Lane - www.kroger.com
- **Naan Asian Market**
 - 2531 Russelville Road.
- [Greenwood Mall](#)
 - 2625 Scottsville Road



What to Pack



Here are some items you might want to either bring with you or buy as soon as you arrive:



Clothing

- Pack at least two changes of clothes in your carry-on.
- American students usually wear casual clothing in the classroom (jeans, t-shirts, sneakers).
- Clothing for different types of weather, it changes often in the U.S.
- Formal outfits for any special events or ceremonies.
- Traditional clothing from your home country for cultural events on campus.



Toiletries and Cleaning

- Soap, shampoo, and so on
- Tooth brush and tooth paste
- Shower curtain and shower hooks
- Shower shoes (on-campus housing)
- Laundry detergent
- Laundry bag
- Paper towels
- Dish Soap



Bedding and Linens

- A pillow
- Bed sheets
- Blankets
- Bath Towel



Other

- Electrical outlet adapter/converter
- Backpack or book bag
- Pictures from home
- Cultural items for events on campus
- Basic kitchen supplies (plate, cup, utensils, pot/pan)
- Laptop computer

Entering the United States



Before you leave for the United States, make sure that you have:

- ✓ Passport
- ✓ Visa
- ✓ I-20 "Certificate of Eligibility for Nonimmigrant Student Status."
- ✓ Acceptance letter from your school
- ✓ ESLI acceptance/welcome letter (make sure you note your school's Director/DSO contact information)



Make 2 copies of your documents. Leave one copy with your family at home and keep a copy with you.

Do not put any of these documents in your checked baggage!

-Immigration officials may conduct a limited search of any electronic devices at the Port of Entry.

-Some students may be subject to a [Secondary Inspection](#) upon entry in the US.

This is common procedure in which you will be asked additional questions and/or asked to provide more documentation.

- ✓ You will be asked to go with a CBP officer in to separate interview room
- ✓ Remain calm.
- ✓ Cooperate with CBP officers

