











English as a
Second Language
International

SOUTHERN ILLINOIS UNIVERSITY
EDWARDSVILLE

Pre-Arrival Handbook

Building a better global community
by connecting people and cultures
through international language study

Table of Contents

	Arrival Checklist	3
	Obtaining your Visa.....	4
	Making Arrival Arrangements.....	5
	Housing & Dining	6
	Medical Information	7
	General City Information.....	8
	What to Pack.....	10
	Entering the United States	11

Arrival Checklist



Congratulations! You have received your ESLI acceptance! What do you do now?

This Pre-Arrival Handbook contains all the information you need to successfully arrive to your ESLI campus. Below is checklist to guide you.

- ✓ Pay your SEVIS fee and obtain your F-1 student visa
 - Detailed information found on page 4
- ✓ Book your flight
 - Remember, you cannot arrive more than 30 days prior to the start of the term
- ✓ Make Arrival Arrangements using ESLI's online [Arrival Preparation Page](#).
From this page, you can:
 - Inform ESLI of your arrival day and schedule airport pick-up
 - Apply for housing
 - Submit any required immunization forms
 - Pay a tuition deposit and housing deposit (if applicable)
 - Ask questions!
- ✓ Travel to and Enter the United States
 - Detailed U.S. customs information found on page 11
- ✓ Join us at your ESLI campus for orientation. We can't wait to meet you!

ESLI at SIUE Contact Information

- Campus Director/Designated School Official (DSO): Carrie Stewart
 - Director Email: carstew@siue.edu
 - Director Phone: 1-270-320-0132
- Campus Address: Evergreen Hall, Office 279, 74 Circle Drive, Edwardsville, IL 62026-1260 USA

Making Arrival Arrangements



Travel Safety

If your travels require for you to overnight in your port of entry city:

- Book your hotel before you leave your home country.
- Ask your hotel about whether they have a shuttle service from the airport
- Be careful who you trust for help at the airport.
- If you want to take a taxi, make sure that your car has a clearly written 'TAXI' sign
- Ask your driver how much the ride will cost before you start to drive.



Airport Pickup

- To make life easy, ESLI offers airport pick-up service, for a fee.
- ESLI will pick you up from this airport destination: **St. Louis Airport (STL)**
- Please schedule your pick-up after purchasing your ticket on our [Arrival Preparation Page](#). You will receive confirmation from ESLI.
- When you schedule your pick-up, you will be able to download an airport map and other important information

Please note that arrivals later in the evening will require a hotel room



Hotels

You may find it necessary to book a hotel room for the first few days after arriving in your campus's city. Here are the ones we recommend:

Holiday Inn Express- Edwardsville

- USD \$120-\$140/night
- Phone: 1-618-692-7255



Country Hearth Inn & Suites- Edwardsville

- USD \$99-\$120/night
- Phone: 1-618-656-7829





Housing Options

- It is **recommended**, but not required for students to live on-campus while attending ESLI SIUE.
- Students live in the apartment style housing in Cougar Village Apartments on-campus.
- To submit a SIUE Housing Application, please go to our [Arrival Preparation Page](#).
- A completed application and payment of the SIUE housing deposit (USD \$300) are **required** to process your on-campus application. Payment can be made on our [Arrival Preparation Page](#).
- Your ESLI Student Invoice will list the **average** one semester cost for a dorm room at SIUE.
- You can check out Cougar Village Apartments here: <https://www.siue.edu/housing/cougarvillage/>



Meal Plan

- SIUE offers meal plan options for students who live on campus.
- Meal plans are not required as you will have a kitchen in your room.
- If you would like a meal plan, select that option on your housing application.
- Information about the different types of meal plans can be found here: <http://www.siue.edu/muc/dining.shtml>
- In addition to a dining hall, some of the options on campus include:





Insurance

- Health insurance is mandatory while studying in the U.S. or Canada. All ESLI students are required to have insurance through the plans offered at their campus.
- **Important:** Insurance does not cover all medical expenses! Contact your ESLI program director for more information.



Emergencies

- If you need **non-emergency** medical attention upon arriving in the U.S. it is strongly recommended that you choose from one of the providers on the in-network list. Out-of-network providers may not take student insurance. Please contact your program director for further assistance.
- If you need **EMERGENCY** medical attention upon arriving in the U.S. or Canada, dial 911.



Immunizations

- Immunizations are required at ESLI SIUE
- Please go to the [Arrival Preparation Page](#) to download and submit your required immunization forms, prior to your arrival.



Prescription Drugs

Students bringing prescription medication into the USA should bring a letter from their doctor stating what it is, what medical condition it is for, and the quantity in their possession. **The note must be in English.** Be aware that some medications used in other countries are considered illegal in the USA and are not permitted and could be confiscated. Check with the U.S. embassy or consulate regarding such items.

General City Information



Climate

Edwardsville has a wide range of weather. In summer, it can be hot and humid. In winter it is important to have warm clothes as it can drop below 0 degrees.



Summer 20-32° C



Winter -1-10° C



Money & Banking

- Bring \$200-500 USD cash or traveler's checks.
- Students will need enough money to cover living expenses.
- If you plan to use a credit card, check that it will work in the U.S.
- The staff at ESLI will assist you with opening a local bank account when you arrive. The bank recommended for SIUE is: **The Bank of Edwardsville**. There is a location on campus.

TheBANK
of EdwardsvilleSM



Transportation

- There is free transportation around campus provided by the Madison County Transit department.
- Students can take the bus off campus for a small fee. More info here: <http://www.mct.org/>
- The main taxi service is Riverbend Taxi: 1-618-346-1568



General City Information



Restaurants

There are several restaurants available off-campus to students in Edwardsville, IL. These include:

- Jimmy Johns
- Papa John's Pizza
- Wang Gang (Asian Fusion)
- Imo's Pizza
- Annie's Frozen Custard
- Red Robin
- Steak 'n Shake



Shopping

- Edwardsville offers two main grocery stores for students. These are:



- Additional shopping includes Target and the nearest mall which is St. Clair Square. St. Clair Square offers a wide variety of stores from clothing retailers, electronics, and dining.



What to Pack



Here are some items you might want to either bring with you or buy as soon as you arrive:



Clothing

- Pack at least two changes of clothes in your carry-on
- American students usually wear casual clothing in the classroom (jeans, t-shirts, sneakers)
- Clothing for different types of weather, it changes often in the U.S.
- Formal outfits for any special events or ceremonies
- Traditional clothing from your home country for cultural events on campus



Toiletries and Cleaning

- Soap, shampoo, and so on
- Tooth brush and tooth paste
- Shower curtain and shower hooks
- Shower shoes (on-campus housing)
- Laundry detergent
- Laundry bag
- Paper towels
- Dish Soap



Bedding and Linens

- A pillow
- Bed sheets
- Blankets
- Bath Towel



Other

- Electrical outlet adapter/converter
- Backpack or book bag
- Pictures from home
- Cultural items for events on campus
- Basic kitchen supplies (plate, cup, utensils, pot/pan)
- Laptop computer

Entering the United States



Before you leave for the United States, make sure that you have:

- ✓ Passport
- ✓ Visa
- ✓ I-20 "Certificate of Eligibility for Nonimmigrant Student Status."
- ✓ Acceptance letter from your school
- ✓ ESLI acceptance/welcome letter (**make sure you note your school's Director/DSO contact information**)



Make 2 copies of your documents. Leave one copy with your family at home and keep a copy with you.

Do not put any of these documents in your checked baggage!

-Immigration officials may conduct a limited search of any electronic devices at the Port of Entry.

-Some students may be subject to a [Secondary Inspection](#) upon entry in the US.

This is common procedure in which you will be asked additional questions and/or asked to provide more documentation.

- ✓ You will be asked to go with a CBP officer in to separate interview room
- ✓ Remain calm.
- ✓ Cooperate with CBP officers

